

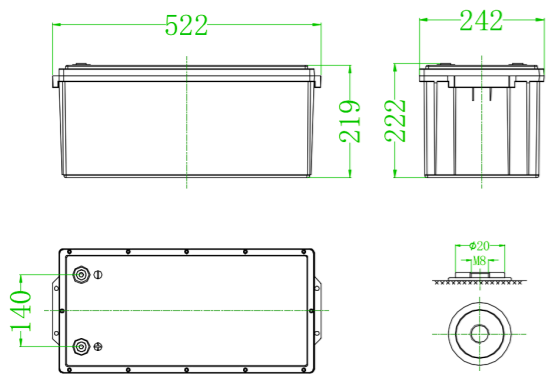
BG-24100

24V 100Ah LiFePO4

Lithium Iron Phosphate
Deep Cycle Battery



Physical Dimension-mm



Lighter Weight

About 40% of the weight of a comparable lead acid battery. Easy to replace lead acid batteries.



Higher Power

Delivers twice power of lead acid battery. Higher discharge rate, while maintaining high energy capacity.



Longer Cycle Life

Offers up to 20 times longer cycle life and five times longer float/calendar life than lead acid battery.



Superior Safety

Lithium Iron Phosphate chemistry eliminates the risk of explosion or combustion due to high impact, overcharging or short circuit.

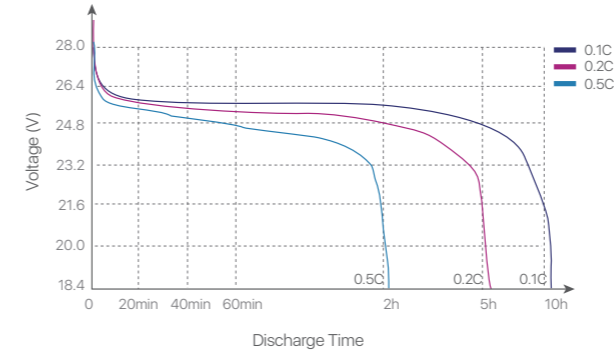
Specification

Nominal Voltage	25.6V	Max. Continuous Discharge Current	100A
Nominal Capacity	100Ah / 2560Wh	Peak Discharge Current	450A±160A (0.5-1.5S)
BMS	Bluetooth with Smartphone App	Discharge Cut-off Voltage	21.6V±0.05V
Cycle Life	>4000 cycles @0.5C / 80%DOD	Charge Temperature	0°C~55°C @60±25% Relative Humidity
Months Self Discharge	<3%	Discharge Temperature	-20°C~60°C @60±25% Relative Humidity
Efficiency of Charge	100% @0.5C	Storage Temperature	-20°C~45°C @60±25% Relative Humidity
Efficiency of Discharge	96~99% @0.5C	Protection Class	IP65
Charge Voltage	14.2~14.6V	Approx. Dimensions	523*242*219mm
Charge Mode	0.2C to 14.6V, then change to 0.02C (CC/CV)	Approx. Weight	24kg
Recommended Charge Current	100A	Terminal	M8
Max. Charge Current	100A	Maximum Modules in Series&Parallel	4
Charge Cut-off Voltage	29.2V±0.2V	Monitoring Option	Heating and Active equalization

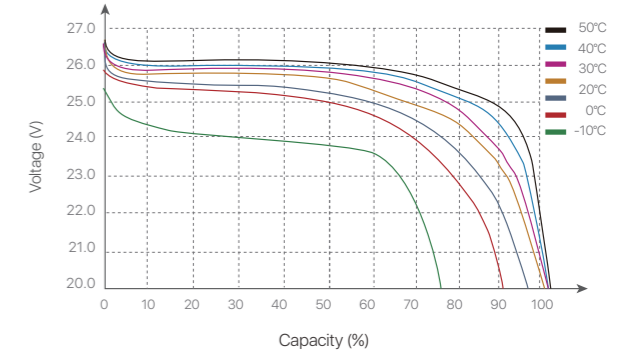
24V100AH

BG-24100

Different Rate Discharge Curve (25°C)



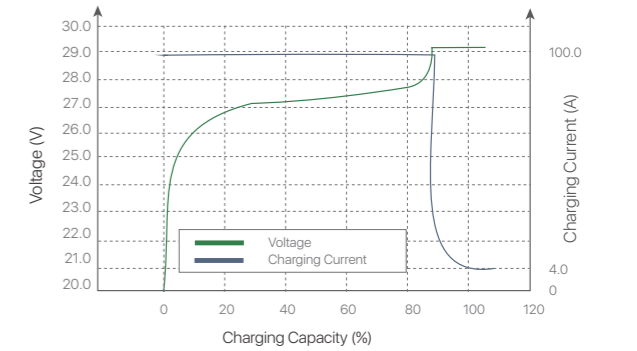
Different Temperature Discharge Curve (0.5C)



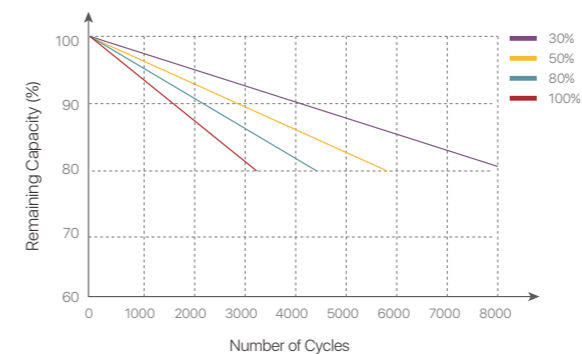
State of Charge Curve (0.5C, 25°C)



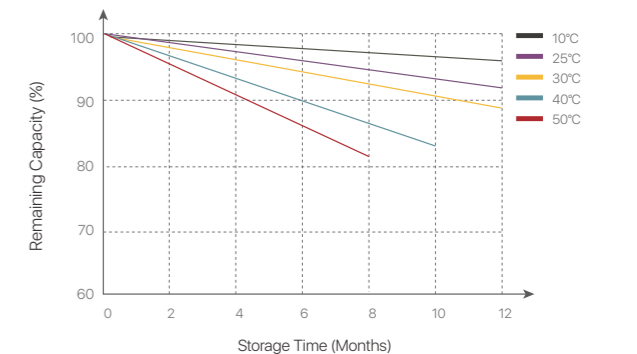
Charging Characteristics (0.5C, 25°C)



Different DOD Discharge Cycle Life Curve (0.5C)



Different Temperature Self Discharge Curve



(Note) All above information shall be changed without prior notice, Basen reserves the right to explain and update the latest information.